

# SAACID

21 Collins Street  
Woody Point  
Queensland, Australia 4019  
[saacidaustralia@saacid.org](mailto:saacidaustralia@saacid.org)



Incorporated: IA30308  
Charity No.: CH1371  
ABN: 24 728 815 723  
[tony@saacid.org](mailto:tony@saacid.org)

## Emergency IDP Settlement Rehabilitation Programme 2007/8

### Completion Survey of 780 Programme Participants

#### Executive Summary

In partnership with UN-OCHA (through the Humanitarian Relief Fund – HRF) and the Danish Refugee Council (DRC), SAACID initiated an emergency relief programme that cleaned 303 of the 329 Internally Displaced Person (IDP) settlements (the remainder were too insecure to access) in Mogadishu City. Some 780 IDPs were employed in the programme (95% women) – 3 each from 260 different settlements. A total of 88,908 tonnes of garbage was cleared from the 303 settlements and deposited at 2 dumpsites outside the city.

The programme ran for a total of 26 weeks and provided an emergency cash income of US \$312 for each IDP participant. The average monthly family income of participants was \$27.88/month. This average measured with the average household size of 9.28 signifies a cash income of US \$3 per person per month. The average yearly income for each of these IDP families was thus US \$334.56. The income provided by the programme for each individual participating was thus 93% of the families' total average annual income. This has provided a key survival input into 780 IDP families at a time of acute need.

The Emergency IDP Settlement rehabilitation Programme was implemented in 2 phases. The first phase of 13 weeks was implemented in the period November 2007 – January 2008; while the second phase was implemented in the period April – June 2008. The gap between the phases was due to funding delays.

SAACID conducted 2 surveys for this participant group. The first was in September 2007 and the second in June 2008. The surveys were complementary, and designed to build on each other. This survey is the second follow-up survey. It is much shorter than the first, and was designed to elicit information from participants about what conditions they have faced in the programme period, and how they have utilised the income generated from being employed as a labourer in the programme.

The survey questioned participants on the impact of the programme - over a period of 8 months.



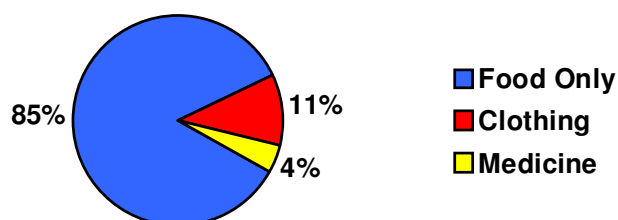
SAACID retains full copyright over this document and all data therein. Any reproduction in full or in part must appropriately acknowledge SAACID as the creator and owner of the data and document. SAACID can be contacted at [information@saacid.org](mailto:information@saacid.org).

## Data Summary

There were 36 replacements in the second phase of the programme - 13 in Wadajir, 7 in Wardhigley, 5 in Deynile, 5 in Dharkeynley, 3 in Heliwaa, 2 in Hodan, and 1 in Abdul-aziz. These replacements increased the total number of males by 3, changing the gender breakdown from the initial program to Females 95.9% and males to 4.1% - an insignificant shift from the initial 96.3% females and 3.7% males.

Due to the further devaluation of the Somali Shilling over the period of the programme, and also due to the high inflation, the purchasing power of the income participants received was somewhat diminished, although still definitely life saving. Eight-five percent of participants said they used the income from the programme entirely for food. Of those, 2 participants said the additional income was still not even enough for all the food they required. Another 2 participants specifically claimed they were now able to buy meat and vegetables they could not purchase before the programme.

### Income Usage



Eleven percent of participants (85) claimed that, in addition to food, they were able to use the income to buy clothing; while 4% of participants (33) declared that they were able to purchase medicine. Nine percent of the participants (71) that indicated income spending beyond food - claiming they were also able to use some of the income on non-food items, including materials to improve their housing.

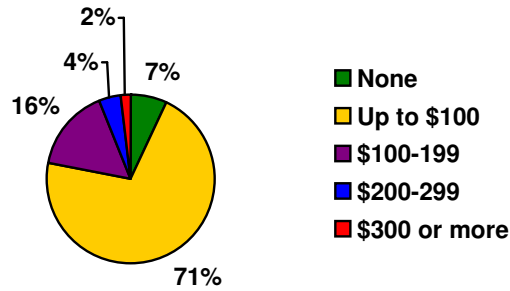
When asked about remittances (a question added as a result of donor responses to the initial survey) only 1 participant of the 780 (a 25 year old female from Karaan) claimed she received remittances of \$20 per month.

Another question added based on responses from the initial survey was regarding participant debt. Participants were asked how much debt or credit they owed at the time of the follow-up survey. Keeping in mind that the additional income from the programme likely increased borrowing and repayment confidence of creditors and borrowers, the following graph provides of breakdown of these responses.

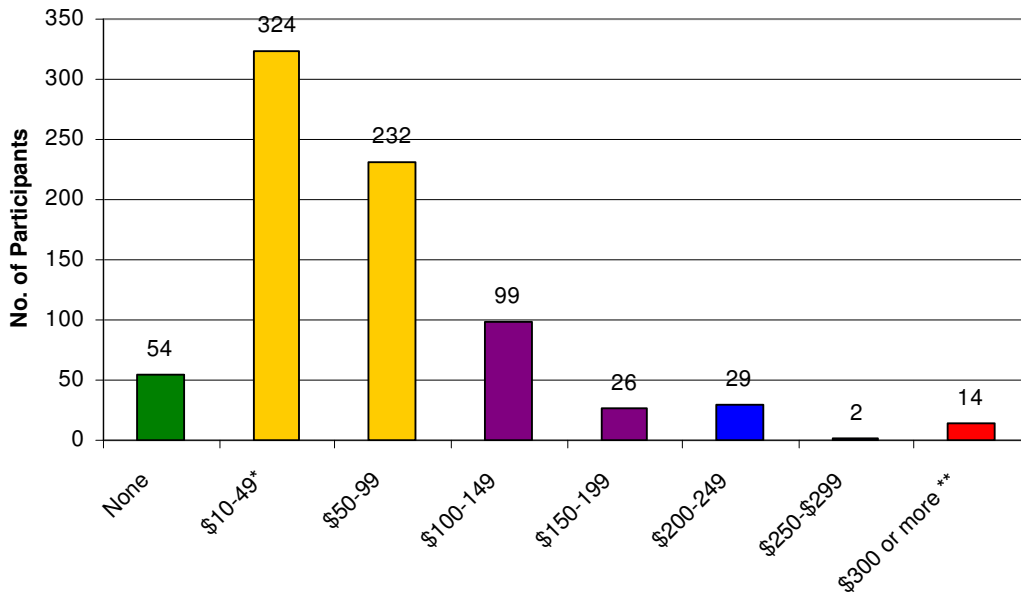
Seven percent had no debt, 71% of participants had debt up to \$100, 16% had debt from \$100-199, 4% from \$200-299, and 2% had debt of \$300 or more.



### Percentage Breakdown of Participant Debt



### Ranges of Participant Debt



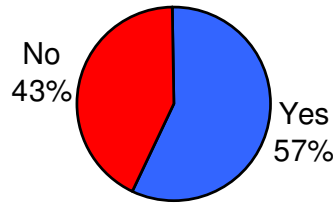
\* 10 participants had less than \$10 debt

\*\* 5 participants had a debt of \$400-499, 2 have between \$500-599 and 1 participant had a debt of more than \$600

Nearly all of the participants with debt claimed they owed the money to a shop/shopkeepers. Some participants specified to whom, or for what, they owed the money - as follows: 2 owed to a milk seller, 3 owed to friends or neighbours, and other individuals claimed they owed money for charcoal, money exchange, to a pharmacy, and for clothing respectively.

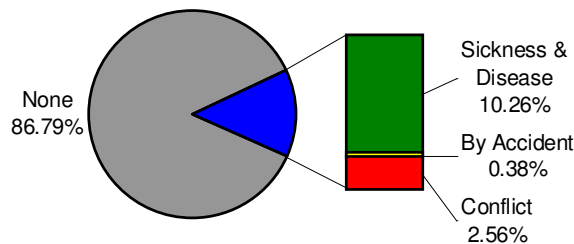


### Received Food from SAACID Food-Kitchens



In response to whether or not participants had received food from SAACID’s wet-food feeding programme, 335 participants (43%) said no, while 445 participants (57%) said yes. Fifty-six percent of female participants (422 of 748) claimed they have visited the food kitchens, compared to 72% of male participants (23 of 32). This signifier, combined with the data that 85% of the participants indicated that they were spending all their cash income on food, is a very strong indicator that the level of food insecurity amongst Mogadishu IDPs is ruinous, and highlights a systemic and urgent need for further large-scale livelihood interventions to be made.

### Household Deaths During Programme



Due to the dearth of information relating to the impact of the ongoing humanitarian crisis on Mogadishu IDPs, SAACID was interested in finding out the existential impact on IDPs over the programme period.

Eighty-seven percent of participants (677) claimed there were no deaths of household members over the duration of the programme period, compared to 13% of participants (103) having experienced death of a household member(s) during the same period. Four percent of all participant households (32 participants of 780) – or 31% of the 103 participants - experienced multiple deaths, with the total number of deaths in participant households during the period reaching 172 deaths. This does not include any injuries in the reporting period.

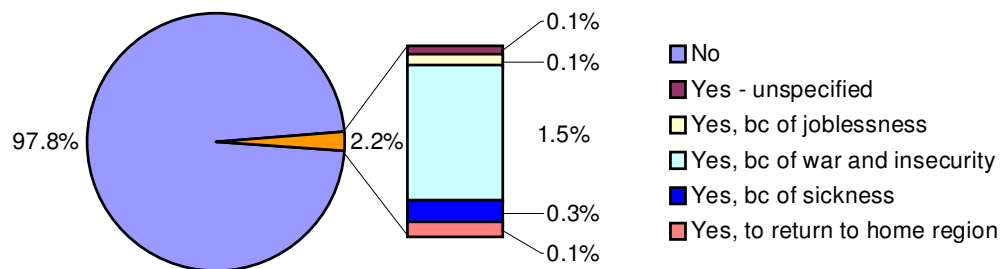


In the “sickness & disease” category, while most participants did not specify what ailment afflicted their household member(s), the following were specified: 12 were specifically identified as being from cholera, 5 from measles, 8 from malaria, 6 from diarrhoea, and 5 from starvation. The total number of deaths due to sickness or disease was 137 – or 80% of all deaths. The above graph demonstrates that 10.3% of all participants experienced a household member(s) death by sickness or disease.

In the “conflict” death category, participants claimed 12 household members were killed by gunfire, 4 from mortars, and 10 from “war”. In addition, 1 participant declared gunmen killed their father, and another’s brother was shot dead.

The total number of household deaths directly due to conflict was 28, experienced by 20 participant households; with 8 of those households having experienced more than one death. Since there were 103 households that experienced death(s), 27% of all deaths were death due to conflict, while 2.6% of the total number of participant households experienced death by conflict.

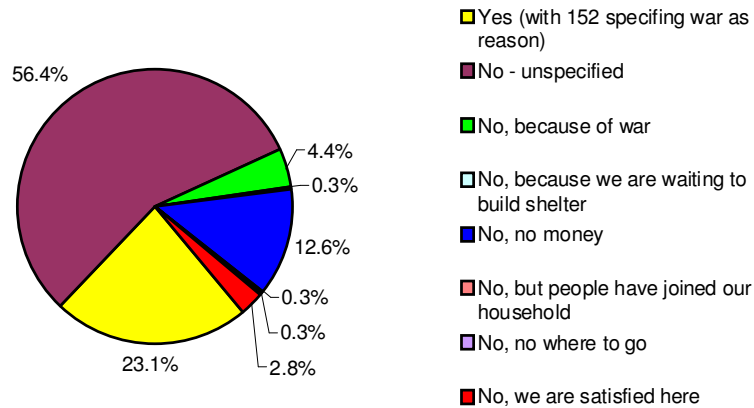
### Household Flight from Mogadishu



In response to being asked if any of their household members left Mogadishu since the beginning of the programme, 97.8% of participants (763) said no, with the remaining 2.2% saying yes. The above graph provides the various reasons for those having left the city.

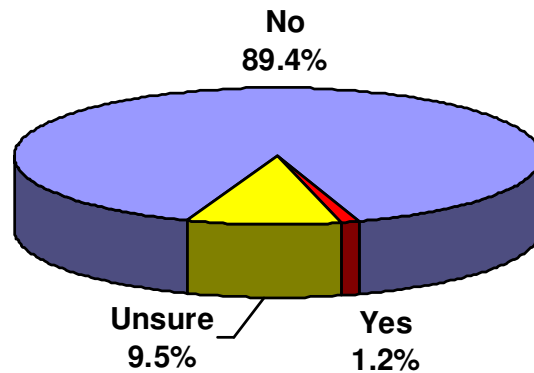


## Household Flight within Mogadishu



When asked whether any of their household members had shifted households *within* Mogadishu since the beginning of the programme, 23% of participants (180) said yes – with 84% of *those* participants (152 of 180) specifically identifying war and instability as the reason for the shift. Seventy-seven percent of participants (600) said no, with the reasons presented in the above graph:

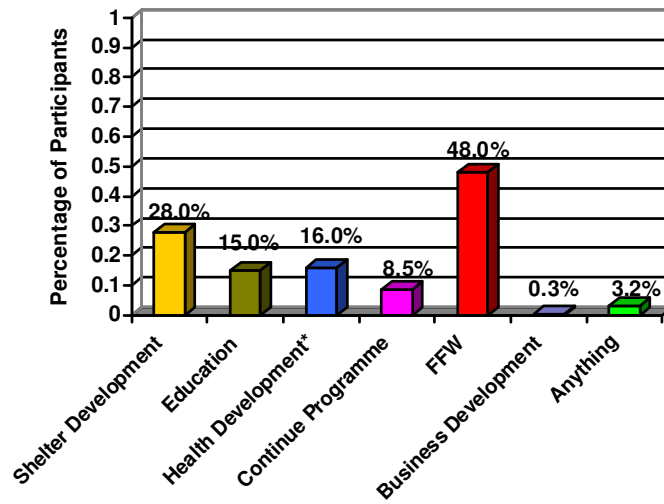
## Leaving Mogadishu after the Programme



Participants were asked if they planned to leave Mogadishu after the completion of the programme. Eight nine percent of participants (697) said they did not intend to leave Mogadishu; while 1% said yes, and 9.5% were unsure. While a few who said no identified reasons, such as not having any choice, not having money, and no where to go, the large majority of those who said they intend to stay in Mogadishu stated reasons such as “we need our country,” “this is our homeland” and “we’ve adapted to life here.” Of the 1.2% of participants that indicated they intended to leave, 6 participants blamed war and insecurity.



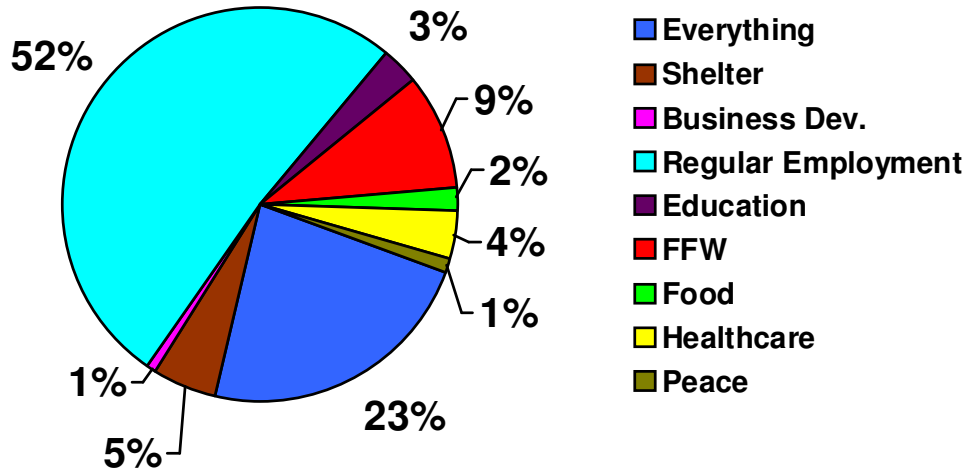
## Livelihood Programme Preferences of Participants



Participants were asked, based on their experience in this programme, and the current situation in Mogadishu, what other emergency livelihood ideas they would they suggest for IDPs in Mogadishu. Participants were permitted to provide more than one suggestion. The above graph presents participants' suggestions, with the most common being food-for-work (FFW) – with 48% of participants suggesting FFW (again highlighting the systemic food insecurity that Mogadishu IDPs are facing)– and shelter development suggested by 28% of participants. Of the 16% that suggested health development programmes – 45 participants (5.8% of total) requested the development of an MCH at or near their IDP settlement.



## Greatest Need



The last question participants were asked in the programme completion survey was their family's greatest need at the time of the survey. Fifty-two percent mentioned the need for ongoing, continuous, regular employment. The majority indicating employment over food handouts highlights the strong desire for the poor and disposed to have the opportunity to work with dignity. There was a very strong emphasis on regular employment, so that families could have food security and plan for their future.

